

© Design: Paragon Kitchens, Ontario

MIRALIS
TIMELESS KITCHENS



THE ART OF THE KITCHEN

BEING US. WITH YOU.

Within the walls of its factory in the Bas-Saint-Laurent region of Québec, Miralis has been manufacturing high-end kitchens for over 45 years. Its expertise and knack for innovation have enabled Miralis to create tailor-made kitchens in which you can't wait to sit down for your next meal. Forward-looking vision and unmatched artistry have earned it a reputation reaching far and wide. On the strength of its highly dedicated team, Miralis believes, now more than ever, that it has the power to shape the industry's future.

The Miralis team is 300 strong and proudly boasts sustained growth year over year. Its products - environmentally and health friendly - are sold in 120 points of sale in Québec, Ontario and the United States.

TRENDSETTING

At Miralis, innovation has always been a core part of the company's DNA. Ten years ago, the launch of a line of contemporary products with hints of European flair quickly positioned Miralis as the pioneer of a big North American trend. In 2016, Miralis launched its new branding and accelerated its expansion. Today, it only has one idea in mind; remaining at the front line of new trends, and better yet, creating new ones! Because Miralis likes doing things differently, it gives its teams the power to influence as much as the complete freedom to create.

EXCEEDING EXPECTATIONS

Driven to always outdo itself, Miralis is a stickler for details. Whether it's its ultramodern factory or the partners with whom it maintains close ties, every gesture is carried out meticulously, with respect and precision. The result? An incredible range of distinctive and cutting-edge products. Beyond knowing how to combine quality and exclusivity, Miralis surprises, creates a sense of wonder and emotion. That's the Miralis difference, which propels it to the rank of industry pioneer. By thinking out of the box, Miralis creates tailor-made living spaces with an edge that are simply great places to live. **For a lifetime!**



**BEYOND
DESIGN AND
INNOVATION,**

**WE
CREATE
EMOTIONS.**



INFINITE DESIGN POSSIBILITIES

TWO EXCITING DIRECTIONS

Whether you are the contemporary or transitional type or a combination of the two, you will fall in love with what we have to offer you at Miralis.

CONTEMPORARY

FUNCTIONAL . PURE . UNIFYING

Suffused with minimalism, the contemporary kitchen is the most Zen. Sober and sleek without being impersonal, this kitchen stands out with the great finesse found in its smallest details. Light plays a crucial role, amplified by integrated and discreet lighting effects. We can't get enough of its right angles, smooth surfaces and clean cuts that add character to the room. Here, order and beauty are inseparable!

© Design: Paragon Kitchens, Ontario



© Design: André Potvin Cuisine et Salle de bain

TRANSITIONAL

HARMONIZED . REFINED . ELEGANT

The transitional kitchen is the little hybrid of the bunch. Halfway between contemporary and classic, yet it doesn't lack personality. Through its straight lines, with their modern feel, and simple ornamental details, it exudes that je-ne-sais-quoi that sets it apart, the classic kitchen, with a twist! Timeless, the transitional is particularly suited to neutral tones.

TABLE OF CONTENTS

COLLECTIONS

LAMINATE

- 017 PRESENTATION
- 026 DOOR MODELS
- 028 COLORS



© Design: Gagnon cuisines et salles de bain, Québec



© Design: Réno M3 Design, Québec

EUROPEAN LAMINATE

- 033 PRESENTATION
- 040 DOOR MODEL
- 041 COLORS

SIMILACQUER

- 045 PRESENTATION
- 054 DOOR MODELS
- 055 COLORS



© Design: District Cuisine, Québec



© Design: Cuisines Rosemère, Québec

LACQUER

- 059 PRESENTATION
- 066 DOOR MODELS
- 070 COLORS

WOOD

- 075 PRESENTATION
- 082 DOOR MODELS
- 086 COLORS



© Design: Groupe Cartier, Québec



© Design: André Patvin Cuisine et Salle de bain, Québec

ADVANCED ENGINEERING

- 103 PRESENTATION
- 112 DOOR MODELS
- 113 COLORS

CABINETS INTERIOR

- 116 MELAMINE CABINET
- 116 PLYWOOD CABINET



INNOVATIONS



CURIO

- 120 CONTEMPORARY
- 122 TRANSITIONAL

CONCEPTS

HANDLELESS

126 FINGER GRIP

128 C-CHANNEL




© Design: Decori Kitchens, New York



COLLEO



CTIONS



DOOR MODEL

SCOTT

1131

LAMINATE | MELAMINE

K24 Dalia

DOOR MODEL

SCOTT

1131

LAMINATE | MELAMINE

113 Super White

DOOR MODEL

COLOGNE

3511

ADVANCED ENGINEERING | FENIX

SF119-M Black Satin **FENIX^{NTM}**

LAMINATE

COLLECTION

Laminate is a versatile choice for creating your living spaces. The diversity of its finishes, choice of colors and textures have the look and feel of real wood.

Characteristics:

- Wide array of colors
- Affordable cost
- Systematic vertical alignment of the wood grain, optional horizontal alignment





© Design: Paragon Kitchens, Aileen Salva Brown, Ontario

DOOR MODEL
TRENTON
2124

LAMINATE | POLYESTER
M2015 Après-Ski



FENIX^{NTM}

ADVANCED ENGINEERING | FENIX
SF116-M White Lace **FENIX^{NTM}**

DOOR MODEL
COLOGNE
3511



LAMINATE | POLYESTER
113 Super White

DOOR DESIGN
TRENTON
2124

© Photo: Gagnon cuisines et salles de bain, Rebecca Rousseau, Quebec









© Design: Menuitech J.M.L., Angèle Bellefeuille, Québec



LAMINATE | MELAMINE

K24 Dalia

DOOR MODEL

SCOTT

1131



DOOR MODEL

SCOTT

1131

LAMINATE | MELAMINE

L763 Morning Dew



LAMINATE | MELAMINE

M2015 Apres-Ski

DOOR MODEL

SCOTT

1131

© Design: Cuisines Verdun Laval, Anna Wisniewska, Quebec





DOOR MODELS

LAMINATE



DOOR MODEL

SCOTT

1131 | 1mm textured PVC edge

Laminate | Melamine
M2055 Après-Ski

DOOR MODEL

MARIA

2536-1mm | 90°

Laminate | 5-piece Polyester
L763 Morning Dew

DOOR MODEL

RUSSELL

2524-1mm | 90°

Laminate | 5-piece Polyester
K24 Dalia



DOOR MODEL
MAPLETON
2334-1mm | French cut
Laminate | 5-piece Polyester
M2007 Casting at First Light


DOOR MODEL
WALLACE
2324-1mm | French cut
Laminate | 5-piece Polyester
K60 Chiffon

DOOR MODEL
HATLEY
2134 | 45°
Laminate | 5-piece Polyester
L761 Moonlight


DOOR MODEL
TRENTON
2124 | 45°
Laminate | 5-piece Polyester
L530 Latitude North

COLORS

LAMINATE




113
Super White




505
Blanc artique



802
Gris saule



805
Gris ombragé



H54
Skye




K14
Mistral



K15
Cannes



K18
Monaco



K24
Dalia



K41
Lago



K60
Chiffon



K61
Silk




K62
Feather White




K66
Whisper



K83
Shipshaw



L530
Latitude North



L565
Fogo Harbour



L761
Moonlight



L763
Morning Dew



L764
Daybreak



M2004
Winter Fun



M2007
Casting at First Light



M2015
Après-Ski



M2052
Golden Light




M2055
Ganache

COLORS

LAMINATE

COLORS AVAILABLE BY DOOR MODELS

| Color code | Color name | SCOTT 1131 | MARIA 2536-1mm | RUSSELL 2524-1mm | MAPLETON 2334-1mm | WALLACE 2324-1mm | HATLEY 2134 | TRENTON 2124 |
|------------|------------------------|---------------|-------------------|---------------------|----------------------|---------------------|----------------|-----------------|
| 113 | Super White | • | • | • | • | • | • | • |
| 505 | Artic White | • | | | | | | |
| 802 | Willow Grey | • | | | | | | |
| 805 | Sunset Grey | • | | | | | | |
| H54 | Skye | • | • | • | • | • | • | • |
| K14 | Mistral | • | | • | | • | | • |
| K15 | Cannes | • | | • | | • | | • |
| K18 | Monaco | • | | • | | • | | • |
| K24 | Dalia | • | • | • | • | • | • | • |
| K41 | Lago | • | | | | | | |
| K60 | Chiffon | • | | • | | • | | • |
| K61 | Silk | • | | • | | • | | • |
| K62 | Feather White | • | | • | | • | | • |
| K66 | Whisper | • | | • | | • | | • |
| K83 | Shipshaw | • | | | | | | |
| L530 | Latitude North | • | • | • | • | • | • | • |
| L565 | Fogo Harbour | • | | • | | • | | • |
| L761 | Moonlight | • | • | • | • | • | • | • |
| L763 | Morning Dew | • | • | • | • | • | • | • |
| L764 | Daybreak | • | • | • | • | • | • | • |
| M2004 | Winter Fun | • | | • | | • | | • |
| M2007 | Casting at First Light | • | • | • | • | • | • | • |
| M2015 | Après-Ski | • | | • | | • | | • |
| M2052 | Golden Light | • | | | | | | |
| M2055 | Ganache | • | | | | | | |



DOOR MODEL

GRAZ

1501

EUROPEAN LAMINATE

H210 Obscurity

DOOR MODEL

COLOGNE

3511

SIMILACQUER | MATTE

SA352-M Sea Breeze

DOOR MODEL

JACKSONVILLE

5051

WOOD | WALNUT, FC

N-500 Natural

EUROPEAN LAMINATE COLLECTION

This product of European origin is offered in colors unique to Miralis. European Laminate looks like natural wood right down to the cabinet interior. Aesthetically pleasing, both inside and out.

Characteristics:

- Very resistant finish
- Matching cabinet interiors
- Systematic vertical alignment of the wood grain, optional horizontal alignment





DOOR MODEL

COLOGNE

3511

ADVANCED ENGINEERING | FENIX

SF122-M Abaca Green **FENIX**^{NTM}



EUROPEAN LAMINATE

H215 Golden Drupe

DOOR MODEL

GRAZ

1501

DOOR MODEL

GRAZ

1501

EUROPEAN LAMINATE

H210 Obscurity



SIMILACQUER | MATTE

SA350-M Northern Floe

DOOR MODEL

COLOGNE

3511



WOOD | HICKORY, FC

N-500 Natural

© Design: Atelier Avant-Garde, Valérie Cameron, Québec










© Design: Freeborn + Company, Shannon Freeborn, Ontario

DOOR MODEL
GRAZ
1501

EUROPEAN LAMINATE
H210 Obscurity



SIMILACQUER | MATTE
SA350-M Northern Floe

DOOR MODEL
COLOGNE
3511

DOOR MODEL

EUROPEAN LAMINATE



DOOR MODEL

GRAZ

1501 | 0.8mm textured PVC edge

European Laminate

H210 Obscurity

COLORS

EUROPEAN LAMINATE



H210
Obscurity



H212
Ash Samara




H213
Samara Greige



H214
Blonde Achene



H215
Golden Drupe



H216
Amber Drupe

COLORS

EUROPEAN LAMINATE

COLORS AVAILABLE BY DOOR MODEL

| Color code | Color name | Graz 1501 |
|------------|---------------|--------------|
| H210 | Obscurity | • |
| H212 | Ash Samara | • |
| H213 | Samara Greige | • |
| H214 | Blonde Achene | • |
| H215 | Golden Drupe | • |
| H216 | Amber Drupe | • |

DOOR MODEL
COLOGNE
3511
SIMILACQUER | MATTE
SA350-M Northern Floe

DOOR MODEL
COLOGNE
3511
ADVANCED ENGINEERING | FENIX
SF119-M Black Satin **FENIX**^{NTM}

DOOR MODEL
SCOTT
1131
LAMINATE | MELAMINE
M2007 Casting at first light

SIMILACQUER


COLLECTION

This product is manufactured using a cutting-edge technology based on the fusion of materials. It is available in several solid colors, in matte or glossy finish. Similacquer brings a touch of brightness and a lot of warmth to a kitchen.

Characteristics:


- Resistant to humidity
- Easy to maintain
- Many choices of colors and finishes





SIMILACQUER | MATTE
SA352-M Sea Breeze

DOOR MODEL
BEVERLY
3124



SIMILACQUER | GLOSS
SA107-G Simply White

DOOR MODEL
COLOGNE
3511

© Design: SALT, Lauren Grayston, Bermuda











© Design: District Cuisine, Isabelle Cardinal, Québec

DOOR MODEL
COLOGNE
3511

SIMILACQUER | MATTE
SA350-M Northern Floe




LACQUER | MDF
S-591 Black

DOOR MODEL
BOLOGNE
5064M

DOOR MODEL
COLOGNE
3511

SIMILACQUER | GLOSS
SA107-G Simply White



LAMINATE | POLYESTER
L761 Moonlight

DOOR MODEL
WALLACE
2324

© Design: Cuisigam, Sébastien Gervais, Québec





DOOR MODELS

SIMILACQUER



DOOR MODEL
COLOGNE
3511 | similacquer edge banding
Similacquer | Matte
SA364-M Pebble Beach




DOOR MODEL
BEVERLY
3124 | 45° Assembly
Similacquer | Matte
SA352-M Sea Breeze

COLORS

SIMILACQUER GLOSS




SA107-G
Simply White




SA108-G
Pastel Gray


SIMILACQUER MATTE



SA350-M
Northern Floe



SA352-M
Sea Breeze




SA354-M
St. Lawrence Mist



SA356-M
Eastern Wind



SA358-M
Shoreline Breeze



SA360-M
Seashell




SA362-M
Sea Urchin



SA364-M
Pebble Beach



SA372-M
L'Isle Verte



SA374-M
High Tide

COLORS

SIMILACQUER

COLORS AVAILABLE BY DOOR MODELS

| Color code | Color name | Cologne 3511 | Beverly 3124 |
|------------|-------------------|-----------------|-----------------|
| GLOSS | | | |
| SA107-G | Simply White | • | |
| MAT TE | | | |
| SA350-M | Northern Floe | • | coming soon |
| SA352-M | Sea Breeze | • | • |
| SA354-M | St. Lawrence Mist | • | coming soon |
| SA356-M | Eastern Wind | • | coming soon |
| SA358-M | Shoreline Breeze | • | coming soon |
| SA360-M | Seashell | • | coming soon |
| SA362-M | Sea Urchin | • | coming soon |
| SA364-M | Pebble Beach | • | coming soon |
| SA372-M | L'Isle Verte | • | à venir |
| SA374-M | High Tide | • | à venir |



DOOR MODEL
MAGOG
P-6001M E57 F02 P31
LACQUER | MDF
S-525 White

DOOR MODEL
MAGOG
P-6001M E57 F02 P31
LACQUER | MDF
S-591 Black

LACQUER

COLLECTION

This versatile product of Italian origin combines simplicity and elegance. Miralis offers you the possibility of developing a custom color lacquer of your choice, which will then be factory applied to the selected material.

Characteristics:

- Smooth and uniform texture
- Comes in an infinite number of colors and two gloss levels (10° or 35°)
- Several DOOR MODEL available





DOOR MODEL

BOLOGNE

5064M

LACQUER | MDF

S-525 White - 35°



WOOD | BIRCH, FC

Custom color

DOOR MODEL

JACKSONVILLE-H

5051-H



LACQUER | MDF
S-598 Maritime White

DOOR MODEL
MAGOG
P-6001M E57 F02 P31

© Design: Square Footage Inc., Frankie Castro, Laura Goard, Ontario









© Photo: Cuisines Rosemère, Lior et Boris Askal, Québec





LACQUER | MDF
S-608 Cloud White

DOOR MODEL
BRIDGEWATER
P-6001M E52 F01 P3

DOOR MODELS

LACQUER




DOOR MODEL
BOLOGNE
5064M
MDF
S-635 Coventry Gray

DOOR MODEL
TRIBECA
5138M
MDF
S-635 Coventry Gray

DOOR MODEL
BELLEVILLE
P-6063M E57 F973-F02 P31
MDF
S-635 Coventry Gray

DOOR MODEL
KINGSTON 3"
P-6102-c E57 F955-F02 P31
Hardwood
S-635 Coventry Gray



DOOR MODEL
GUELPH 2 3/4"
 P-7721-B6 E57 F721 P31
 Hardwood
 S-635 Coventry Gray

DOOR MODEL
MAGOG
 P-6001M E57 F02 P31
 MDF
 S-635 Coventry Gray

DOOR MODEL
OXFORD
 P-6001M E57 F11 P31
 MDF
 S-635 Coventry Gray

DOOR MODEL
VANIER 2 1/2"
 P-6001M-B4 E57 F07 P31
 MDF
 S-635 Coventry Gray

DOOR MODELS

LACQUER




DOOR MODEL
WINDSOR
P-9701M E57 F701 P31
MDF
S-635 Coventry Gray

DOOR MODEL
CANDIAC 3"
P-9733M-C E57 F733 P31
MDF
S-635 Coventry Gray

DOOR MODEL
RAWDON
P-9937M E57 F937 P31
MDF
S-635 Coventry Gray


DOOR MODEL
KIRKLAND 3"
P-6001M-C E57 F01 P31
MDF
S-635 Coventry Gray



DOOR MODEL
LANCASTER 2 1/2"
P-7706-B4 E57 F706 P31
Hardwood
S-635 Coventry Gray

COLORS


LACQUER




S-585
Ivory




S-592
Slate Gray
(Ref: Sico, 6208-73)




S-613
Paper White
(Ref: BM, OC-55)



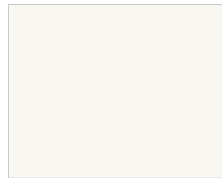
S-614
Dolphin



S-626
Super White



S-635
Coventry Gray



S-650
Simply White
(Ref: BM, OC-117)



S-651
Gray Sand
(Ref: BM, HC-108)



S-659
Vintage Blue



S-667
Buttercup
(Ref: BM, 2154-30)




S-677
Country Road
(Ref: Sico, 6204-41)




S-678
Hale Navy
(Ref: BM, HC-154)




S-679
English Green




S-683
Starlit White



S-684
Sidereal White



S-685
Comet White



S-686
Lunar Gray



S-687
Stardust

* Ref: Benjamin Moore or Sico color code reference.



S-688
Ceres Gray



S-689
Penumbra



CUSTOM COLOR

COLORS

LACQUER

COLORS AVAILABLE BY DOOR MODELS

| Color code | Color name | BOLOGNE 5064M | TRIBECA 5138M | BELLEVILLE P-6063 E57 F973-F02 P31 | KINGSTON 3" P-6102C E57 F955-F02 P31 | KIRKLAND 3" P-6001C E57 F01 P31 | MAGOG P-6001 E57 F02 P31 | OXFORD P-6001 E57 F11 P31 | VANIER 2 1/2" P-6001-B4 E57 F07 P31 | GUELPH 2 3/4" P-7721-B6 E57 F721 P31 | LANCASTER 2 1/2" P-7706-B4 E57 F706 P31 | CANDIAC 3" P-9733-C E57 F733 P31 | RAWDON P-9937 E57 F937 P31 | WINDSOR P-9701 E57 F701 P31 |
|--------------|----------------|------------------|------------------|---------------------------------------|---|------------------------------------|-----------------------------|------------------------------|--|---|--|-------------------------------------|-------------------------------|--------------------------------|
| S-585 | Ivory | • | • | • | • | • | • | • | • | • | • | • | • | • |
| S-592 | Slate Gray | • | • | • | • | • | • | • | • | • | • | • | • | • |
| S-613 | Paper White | • | • | • | • | • | • | • | • | • | • | • | • | • |
| S-614 | Dolphin | • | • | • | • | • | • | • | • | • | • | • | • | • |
| S-626 | Super White | • | • | • | • | • | • | • | • | • | • | • | • | • |
| S-635 | Coventry Gray | • | • | • | • | • | • | • | • | • | • | • | • | • |
| S-650 | Simply White | • | • | • | • | • | • | • | • | • | • | • | • | • |
| S-651 | Gray Sand | • | • | • | • | • | • | • | • | • | • | • | • | • |
| S-659 | Vintage Blue | • | • | • | • | • | • | • | • | • | • | • | • | • |
| S-667 | Buttercup | • | • | • | • | • | • | • | • | • | • | • | • | • |
| S-677 | Country Road | • | • | • | • | • | • | • | • | • | • | • | • | • |
| S-678 | Hale Navy | • | • | • | • | • | • | • | • | • | • | • | • | • |
| S-679 | English Green | • | • | • | • | • | • | • | • | • | • | • | • | • |
| S-683 | Starlit White | • | • | • | • | • | • | • | • | • | • | • | • | • |
| S-684 | Sidereal White | • | • | • | • | • | • | • | • | • | • | • | • | • |
| S-685 | Comet White | • | • | • | • | • | • | • | • | • | • | • | • | • |
| S-686 | Lunar Gray | • | • | • | • | • | • | • | • | • | • | • | • | • |
| S-687 | Stardust | • | • | • | • | • | • | • | • | • | • | • | • | • |
| S-688 | Ceres Gray | • | • | • | • | • | • | • | • | • | • | • | • | • |
| S-689 | Penumbra | • | • | • | • | • | • | • | • | • | • | • | • | • |
| CUSTOM COLOR | | • | • | • | • | • | • | • | • | • | • | • | • | • |



DOOR MODEL

TRIBECA

5138

WOOD | WALNUT, FC

N-500 Natural

DOOR MODEL

TRIBECA

5138M

LACQUER | MDF

S-679 English Green

WOOD

COLLECTION

Both noble and warm, this material offers multiple species and finish options, even for exotic woods. The warmth of wood grain in a living space is incomparable. Some species, such as sapwood walnut, are exclusive to Miralis.

Characteristics:

- Wide range of species and finishes
- Exotic wood species available upon request
- Systematic vertical alignment of the wood grain, optional horizontal alignment






DOOR MODEL
BOLOGNE
5064M

LACQUER | MDF
S-628 Morning Dew

DOOR MODEL
TRIBECA
5138M



WOOD | WHITE OAK, FC
N-500 Natural

DOOR MODEL
TRIBECA
5138

© Design: Quartier C, Michaël Godmeier, Québec

DOOR MODEL
JACKSONVILLE
5051

WOOD | CHERRY, FC
N-500 Natural



LACQUER | MDF
S-592 Slate Gray

DOOR MODEL
ANDOVER
P-6001M E57 F03 P31

© Design: Réno M3 Design, Jose Lambert, Québec










© Design: Groupe Cartier, Sandra Dages, Québec

DOOR MODEL
TRIBECA
5138M

LACQUER | MDF
S-598 Maritime White



WOOD | WHITE OAK
N-500 Natural

DOOR MODEL
TRIBECA
5538

DOOR MODELS

WOOD | WOOD VENEER



DOOR MODEL
JACKSONVILLE
5051 | veneer edge
Birch, Fc
N-500 Natural

DOOR MODEL
TRIBECA
5138
Walnut, FC
N-500 Natural



DOOR MODEL
OXFORD
 P-6001 E57 F11 P31
 Maple
 N-500 Natural



DOOR MODEL
VANIER 2 1/2"
 P-6001-B4 E57 F07 P31
 Maple
 N-500 Natural



DOOR MODEL
WINDSOR 2 1/4"
 P-9701-B2 E57 F701 P31
 Maple
 N-500 Natural



DOOR MODEL
CANDIAC 3"
 P-9733-C E57 F733 P31
 Maple
 N-500 Natural



DOOR MODELS

WOOD | HARDWOOD



DOOR MODEL
BELLEVILLE
P-6063 E57 F973-F02 P31
Maple
N-500 Natural

DOOR MODEL
KINGSTON 3"
P-6102-C E57 F955-F02 P31
Maple
N-500 Natural

DOOR MODEL
GUELPH 2 3/4"
P-7721-B6 E57 F721 P31
Maple
N-500 Natural

DOOR MODEL
MAGOG
P-6001 E57 F02 P31
Maple
N-500 Natural



DOOR MODEL
RAWDON
P-9937 E57 F937 P31
Maple
N-500 Natural



DOOR MODEL
KIRKLAND 3"
P-6001-C E57 F01 P31
Maple
N-500 Natural



DOOR MODEL
LANCASTER 2 1/2"
P-7706-B4 E57 F706 P31
Maple
N-500 Natural

CHERRY

[*Prunus serotina*]

The sapwood ranges from beige to pale creamy yellow. The heartwood ranges from dark red to brownish red. Its grain is fine and the appearance of the heartwood gives an impression of luxury and elegance enhanced by the presence of mineral striations and small knots.

COLORS BY SPECIE

CHERRY / CHERRY FC (AVAILABLE ON SOLID WOOD OR VENEER)



N-500
Natural



S-520
Coffee



S-565
Truffle



S-566
Fudge

OAK

[Quercus spp.]

Hard, heavy and very resistant, it is sought after for its characteristics and appearance. Its wood, with a straight grain and coarse texture is very rigid and porous.

COLORS BY SPECIE

URBAN WHITE OAK (AVAILABLE ON VENEER)



N-500
Natural



S-606
Caoua



S-638
Tuxedo



S-655
Soft Gray



S-668
Volcanic Stone



S-680
Wheat Field



S-681
Macchiato

RED OAK (AVAILABLE ON SOLID WOOD)



N-500
Natural



S-513
Earth Brown



S-566
Fudge

MAPLE

[Acer spp.]

Its color ranges from creamy white to light brown. Maple wood is heavy, hard and very resistant. It sometimes has flecks that make it even more attractive.

COLORS BY SPECIE

MAPLE | MAPLE FC (AVAILABLE ON SOLID WOOD OR VENEER)



N-500
Natural



S-502
Indian Summer



S-503
Cork




S-504
Suede



S-513
Earth Brown



S-565
Truffle



S-566
Fudge




S-568
Amber Rum



S-586
Espresso




S-606
Caoua




S-638
Tuxedo




S-639
Portobello




S-640
Monaco




S-641
Dark Chocolate



S-642
Black Magic



S-645
Opera



S-646
Milk Chocolate



S-655
Soft Gray

ASH

[Fraxinus]

Ash has large cathedral grains because of its flat cut. It is a wood that exhibits a rich texture due to its unique grain. It displays an interesting contrast when a stain is applied to it.

COLORS BY SPECIE

WHITE ASH | WHITE ASH FC (AVAILABLE ON SOLID WOOD OR VENEER)



N-500
Natural



S-606
Caoua



S-638
Tuxedo



S-655
Soft Gray



S-668
Volcanic Stone



S-690
French Vanilla

HICKORY

[Carya spp.]

Dynamic two-tone blond wood that can feature cathedral grain. The pale sapwood contrasts with the pinkish brown tones of the heartwood. This warm species has a slight knotty appearance.

COLORS BY SPECIE

HICKORY FC (AVAILABLE ON VENEER)



N-500
Natural

BIRCH

[Betula spp.]

Pinkish to reddish-brown wood. Distinct paler sapwood. Well marked rings. Wood with a moderate degree of shrinkage, easy to machine. Good structural properties. Birch, also known as wild cherry, has a finer grain than that of orchard trees.

COLORS BY SPECIE

BIRCH | BIRCH FC (AVAILABLE ON SOLID WOOD OR VENEER)



N-500
Natural



S-503
Cork



S-504
Suede



S-565
Truffle



S-566
Fudge




S-574
Choco Cherry



S-593
Java




S-606
Caoua



S-647
Ember



S-655
Soft Gray



G-536
Hazel

WALNUT

[*Juglans nigra*]

Beige to brown veined wood. Distinct paler sapwood. Rings marked by a row of large diameter vessels in the earlywood. Fairly good structural properties. Resilient and flexible. Fine grain, low degree of shrinkage, this wood is easy to machine. Bramble and burls are quite common.

COLORS BY SPECIE

WALNUT / WALNUT FC (AVAILABLE ON SOLID WOOD OR VENEER)




N-500
Natural



S-565
Truffle

WALNUT SAPWOOD FC (AVAILABLE ON VENEER)



N-500
Natural

COLORS

WOOD

SPECIES AVAILABLE BY DOOR MODEL

| Species | JACKSONVILLE 5051 | TRIBECA 5138M | BELLEVILLE P-6063 E57 F973-F02 P31 | KINGSTON 3" P-6102C E57 F955-F02 P31 | KIRKLAND 3" P-6001C E57 F01 P31 | MAGOG P-6001 E57 F02 P31 | OXFORD P-6001 E57 F11 P31 | VANIER 2 1/2" P-6001-B4 E57 F07 P31 | GUELPH 2 3/4" P-7721-B6 E57 F721 P31 | LANCASTER 2 1/2" P-7706-B4 E57 F706 P31 | CANDIAC 3" P-9733-C E57 F733 P31 | RAWDON P-9937 E57 F937 P31 | WINDSOR P-9701 E57 F701 P31 |
|-----------------|----------------------|------------------|---------------------------------------|---|------------------------------------|-----------------------------|------------------------------|--|---|--|-------------------------------------|-------------------------------|--------------------------------|
| Cherry | • | | • | • | • | • | • | • | • | • | • | • | • |
| Urban White Oak | • | • | | | | | | | | | | | |
| Red Oak | | | • | • | • | • | • | • | • | • | • | • | • |
| Maple | • | • | • | • | • | • | • | • | • | • | • | • | • |
| White Ash | • | • | • | • | • | • | • | • | • | • | • | • | • |
| Hickory | • | | | | | | | | | | | | |
| Birch | • | | • | • | • | • | • | • | • | • | • | • | • |
| Walnut | • | • | | | | | | | | | | | |
| Walnut Sapwood | • | • | | | | | | | | | | | |



DOOR MODEL
COLOGNE
3511
ADVANCED ENGINEERING | WOOD GRAIN
SF151-M Absolute White Oak

DOOR MODEL
COLOGNE
3511
Advanced Engineering | FENIX
SF116-M White Lace **FENIX[™]**

ADVANCED ENGINEERING

COLLECTION

Characterized by superior quality, strength and durability, the Advanced Engineering Collection is available in vertical applications as in countertops. Miralis pushes the limits of creativity by allowing for continuity and uniformity of materials from kitchen cabinets to countertops.

Characteristics:

- Resistant to scratches, abrasions, heat and light
- Very resistant to humidity
- Anti-fingerprint finish
- Easy to maintain






© Photo: Quartier C, Geneviève Mallette, Québec

DOOR MODEL
MAGOG
P-6001M E57 F02 P31

LACQUER | MDF
S-626 Super White



ADVANCED ENGINEERING | FENIX
SF121-M Felted Blue **FENIX**^{NTA}

DOOR MODEL
PROVIDENCE 2 1/2"
3561B4


DOOR MODEL

COLOGNE

3511

ADVANCED ENGINEERING | FENIX

SF119-M Black Satin FENIX^{NTM}



SIMILACQUER | MATTE

SA352-M Sea Breeze

DOOR MODEL

COLOGNE-FG

3511-FG

© Design: FIORDI Intérieurs, Olivier Grégorio et François Cloutier, Québec









© Design: Gagnon cuisines et salles de bain, Rebecca Rousseau, Québec

DOOR MODEL

PROVIDENCE 2 1/2"

3561B4



ADVANCED ENGINEERING | FENIX
SF116-M White Lace **FENIX** NTM

DOOR MODEL

COLOGNE

3511

ADVANCED ENGINEERING | FENIX

SF117-M Cashmere Gray **FENIX**^{NTM}



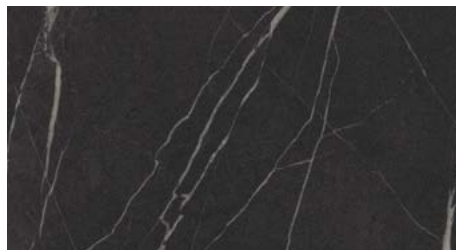
WOOD | WHITE OAK, FC

N-500 Natural

DOOR MODEL

JACKSONVILLE-H

5051-H



ADVANCED ENGINEERING | MARBLE

HP121-MC Torrential Marble

© Design: Paragon Kitchens, Ontario





DOOR MODELS

ADVANCED ENGINEERING



DOOR MODEL
COLOGNE
 3511 | 1mm edge banding
 Advanced Engineering | Marble
 HP120-MC Nordic Marble

DOOR MODEL
TRIBECA
 3538
 Advanced Engineering | FENIX
 SF122-M Abaca Green **FENIX^{NTM}**


DOOR MODEL
PROVIDENCE 2 1/2"
 3561C
 Advanced Engineering | FENIX
 SF117-M Cashmere Gray **FENIX^{NTM}**

DOOR MODEL
PROVIDENCE 3"
 3561C
 Advanced Engineering | FENIX
 SF118-M Velvet Gray **FENIX^{NTM}**


Completely seamless, it is beautifully appointed with an **FENIX^{NTM}** finish that creates a timeless look of Italian lacquer combined with the latest technologies.

COLORS


FENIX¹



SF115-M
Alpac Wool **FENIX^{NTM}**



SF116-M
White Lace **FENIX^{NTM}**



SF117-M
Cashmere Gray **FENIX^{NTM}**



SF118-M
Velvet Gray **FENIX^{NTM}**



SF119-M
Black Satin **FENIX^{NTM}**



SF120-M
Taffeta Gray **FENIX^{NTM}**



SF121-M
Felted Blue **FENIX^{NTM}**



SF122-M
Abaca Green **FENIX^{NTM}**



SF123-M
Sisal Beige **FENIX^{NTM}**



SF200
Silver Steel **FENIX^{NTA}**

WOOD GRAIN



SF151-M
Absolute White Oak




SF152-M
Absolute Walnut

MARBLE



HP120-MC
Nordic Marble



HP121-MC
Torrential Marble

COLORS

ADVANCED ENGINEERING

COLORS AVAILABLE BY DOOR MODEL

| Color code | Color name | Cologne 3511 | Tribeca 3538 | Providence 2 1/2" 3561B4 | Providence 3" 3561C |
|-------------------|-------------------------------------|-----------------|-----------------|-----------------------------|------------------------|
| FENIX™ | | | | | |
| SF115-M | Alpaca Wool FENIX™ ^{NTM} | • | • | • | • |
| SF116-M | White Lace FENIX™ ^{NTM} | • | • | • | • |
| SF117-M | Cashmere Gray FENIX™ ^{NTM} | • | • | • | • |
| SF118-M | Velvet Gray FENIX™ ^{NTM} | • | • | • | • |
| SF119-M | Black Satin FENIX™ ^{NTM} | • | • | • | • |
| SF120-M | Taffeta Gray FENIX™ ^{NTM} | • | • | • | • |
| SF121-M | Felted Blue FENIX™ ^{NTM} | • | • | • | • |
| SF122-M | Abaca Green FENIX™ ^{NTM} | • | • | • | • |
| SF123-M | Sisal Beige FENIX™ ^{NTM} | • | • | • | • |
| SF200 | Silver Steel FENIX™ ^{NTA*} | • | | | |
| WOOD GRAIN | | | | | |
| SF151-M | Absolute White Oak | • | | | |
| SF152-M | Absolute Walnut | • | | | |
| MARBLE | | | | | |
| HP120-MC | Nordic Marble | • | | | |
| HP121-MC | Torrential Marble | • | | | |



CABINET INTERIOR

Melamine cabinet
Anthracite Linen

CABINET INTERIOR


Carefully selected for their durability and easy maintenance, our interior cabinet finishes perfectly match the colours of our drawers and kitchen storage accessories. Available in various shades and textures, they are sure to complement any design.

Characteristics:

- Durable
- Easy to maintain
- Available for two construction types
- Linen or wood texture
- Available in four colours

COLORS


MELAMINE CABINET



ANTHRACITE LINEN



WHITE



PLYWOOD CABINET



ANTHRACITE LINEN



HARDWOOD
Pre-varnished



I N N O V A



A T I O N S



DOOR MODEL

PITTSBURGH

GFALU-101

Wood | Walnut

N-500 Natural - 35°

DESIGN PRESENTED

3 CURIO CABINETS

1 Curio with 3/4" finished sides

2 Curio with 1 glass side and 1 finished side

Glass shelving with aluminum contouring

LED strip lighting on each shelf

THE CONTEMPORARY GLASS CURIO

The charm of the contemporary Curio lies in the subtlety of its details. The black aluminum frame highlights its straight lines and gives it its minimalist look. Distinctive due to its concealed hinges, this prestigious piece of furniture is ideal for displaying everyone's beautiful dinnerware or treasured keepsakes!

Discover the charms of this new must-have in the home.

Advantages of our Contemporary Curio:

- Plug & play LED lamps
- Custom-made
- Wall mounting system
- Concealed hinges and soft-closing
- Built-in or stand-alone
- Can be integrated into all rooms of the home

A refined piece of furniture that will make your living space unique.



DOOR MODEL
MAGOG 3"
P-6001M-C E57 F02 P31
Lacquer | MDF
S-614 Dolphin

DESIGN PRESENTED
3 CURIO CABINETS
3/4" finished sides
3/4" finished shelves
LED strip light on each shelf
3 BASE CABINETS
2 drawers

THE TRANSITIONAL GLASS CURIO

The transitional Curio is characterized by the versatility of its use and its materials. It can either be juxtaposed with other types of cabinets to create a uniformity of design or showcased as a stand-alone statement piece. The many possible combinations of materials make this product extremely versatile.

Discover the charms of this new must-have in the home.

Advantages of our Transitional Curio:

- Plug & play LED lamps
- Custom-made
- Wall mounting system
- Concealed hinges and soft-closing
- Built-in or stand-alone
- Can be integrated into all rooms of the home

A refined piece of furniture that will make your living space unique.



C O N C



E P T S



DOOR MODEL

COLOGNE-FG

3511-FG | Finger Grip

Advanced Engineering | FENIX

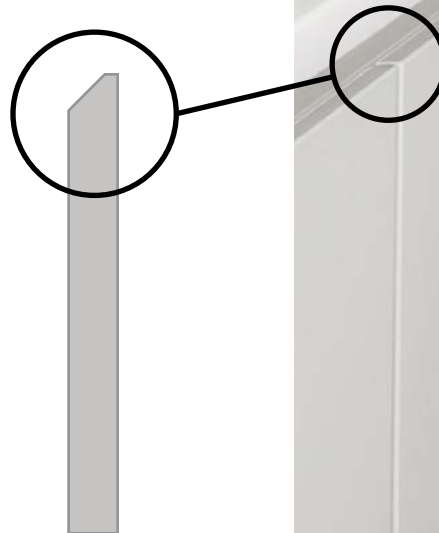
SF116-M White Lace **FENIX™**

FINGER GRIP

THOSE WHO APPRECIATE PURE LINES WILL BE SEDUCED BY OUR HANDLELESS CONCEPT OFFER

A handleless, linear and minimalist kitchen concept, that's the essence of the Finger Grip! The combination of a contemporary design with an intuitive look. You will find the ergonomic grip like no other due to the beveled edge behind each door.

Available on all Miralis materials, without exception.





© Design: Decori Kitchens, Shai Arvix, New York

DOOR MODEL
JACKSONVILLE
5051 | C-Channel
WOOD | WHITE OAK, FC
N-500 Natural

C-CHANNEL


**THOSE WHO APPRECIATE PURE
LINES WILL BE SEDUCED BY OUR
HANDLELESS CONCEPT OFFER**

These handle-free cabinets open by simply placing your fingers in the hidden aluminum "C" edges of the doors and drawers. For an ultra-contemporary, intuitive design, opt for C-Channel.

Available in
two colors :



Aluminum Clear Anodize




Aluminum Titanium Anodize



WHY CHOOSE MIRALIS?

HERE ARE A FEW REASONS...



We care about the future of the planet.

Carb II Certification and the use of finishing products with low volatile organic compound (VOC) emissions are just a few examples.



Innovation is not just a buzz word. We launch new and improved products throughout the year.

- 36 product evolutions per year in response to your needs
- 2 innovative new products per year
- 1 bold innovation every three years




We strive to provide the highest level of quality, right from the 1st time.



We are not perfect, however we pride ourselves on our collaborative family-spirit culture, dedicated to supporting and contributing to the success of our partners.



For more details on the **lifetime limited warranty**,
please refer to a **MIRALIS** dealer partner.



MIRALIS.COM